


Name _____ Class _____ Date _____

- 1 Look at the pictures below. Using a green pencil, circle the places where there is useful friction. Using a red pencil, circle the places where friction is not useful.
- 2 On each picture, write down *one* way in which friction can be increased, and *one* way in which it can be decreased.


A



Increase friction by _____

Decrease friction by _____


B



Increase friction by _____

Decrease friction by _____


C



Increase friction by _____

Decrease friction by _____

D



Increase friction by _____

Decrease friction by _____

I can...

- identify situations in which friction is helpful or not helpful
- describe how friction can be changed.