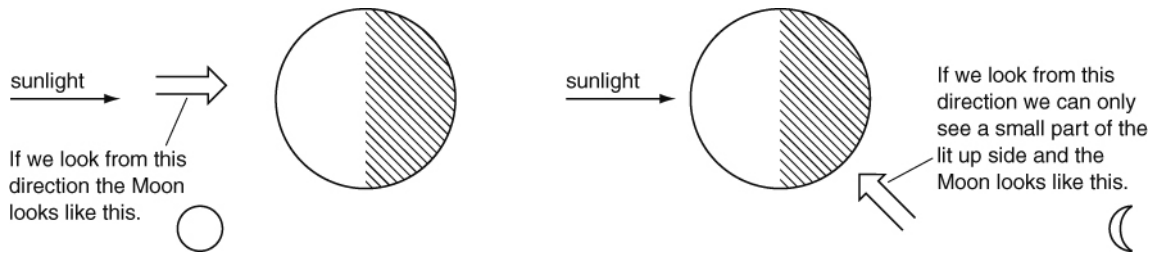
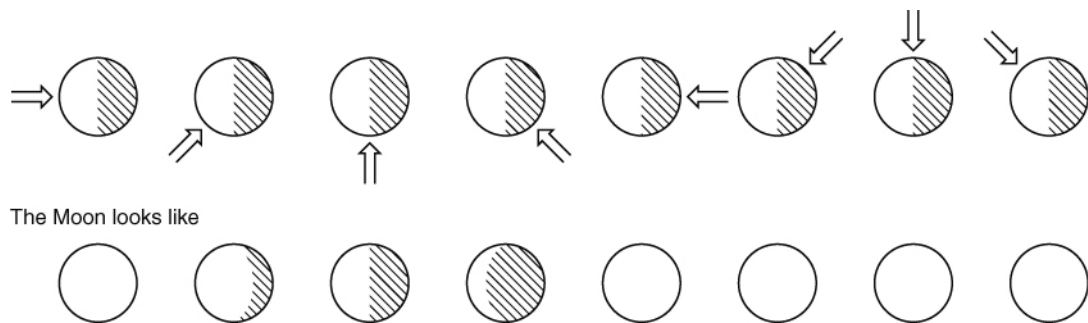


Name _____ Class _____ Date _____

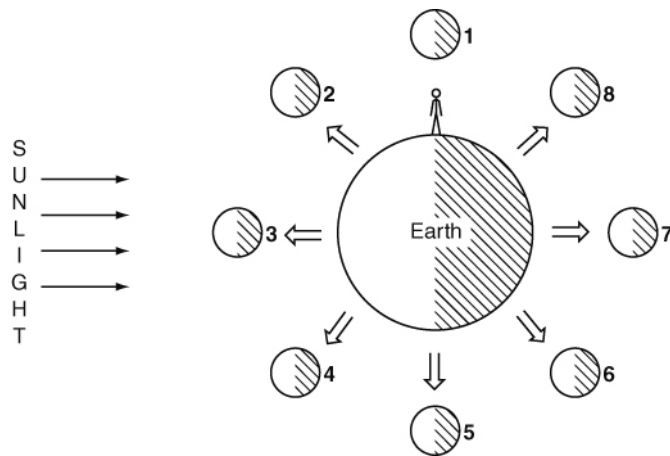
Half of the Moon is always lit by the Sun. The Moon seems to change shape as it orbits the Earth because we are looking at it from different directions.



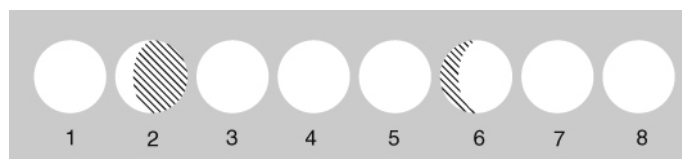
1 The arrows on the top row of this diagram show the direction from which someone is looking at the Moon. Complete the last four diagrams to show what the Moon would look like.



2 We see the Moon from different directions as it moves around the Earth. This diagram shows the Moon in different positions around the Earth.



Shade in these circles to show what the Moon would look like from Earth. Two have been done for you.



I can...

- explain why we see phases of the Moon.